

THE WILLIAM G. IRWIN CHARITY FOUNDATION

To Apply:

1. Start at the grants management portal: <https://pfs.smartsimple.us/welcome/irwin>. If you have not applied to any foundations listed on the page before, please register as a new user (see logging in instructions for further guidance).
2. Add or update organization and contact information by completing your organization and personal profiles.
3. Click the “**New Applications**” icon to begin an application. Save your work periodically, as the application form will not auto-save. You may save an application in progress and return to it by clicking the “Applications in Progress” icon on your home screen.
4. Once your application is complete, click “Submit”. Submitted applications cannot be edited.

After you have submitted an application, your request will be considered. You may view/print a submitted application, but will not be able to edit it.

Logging In:

THE WILLIAM G. IRWIN CHARITY FOUNDATION

William G. Irwin Charity Foundation

New to this site?

[Register Here](#)

Please note that you will use the same username and password if your organization applies to any of the following foundations managed by Pacific Foundation Services (each foundation has its own unique application process, see their individual websites for guidelines and application instructions).

If you have applied online for any of the following foundations, please use the same username and password to avoid creating duplicates in our records.

If you've forgotten your password, use the "Forgot Password" link to retrieve your password.

The Atkinson Foundation	GGS Foundation
Avery-Fuller Welch Children's Foundation	Hazen Foundation
Bella Vista Foundation	The Kimball Foundation
The Bothin Foundation	Margoes Foundation
Cleo Foundation	Phyllis C. Wattis Foundation
Clive Foundation	The William G. Gilmore Foundation
Crescent Porter Hale Foundation	The W.L.S. Spencer Foundation
Eva Gunther Foundation	The Morris Stulsaft Foundation
The Gamble Foundation	The Sand Hill Foundation

Foundation Application Login

Email:

Password:

[Login](#)




[Forgot Password?](#)

**Please note, if you have applied to any of the foundations listed above, you likely have an organizational profile. If you are not sure if you have an existing profile in the grants system, please contact the foundation's grants manager, this will prevent technical issues and duplicated organization profiles. The grants manager, Rachel Murch Watters can be reached at rmurchwatters@pfs-llc.net or 415-561-6540 ext. 284.




Accessing a New Application:

Once you have logged in and updated your organizational and personal profile, click the "New Application" button to begin.



GENERAL INFORMATION

 Organization Profile Please ensure your organization and Director/CEO contact information is up to date.	 Personal Profile Please ensure your contact information is up to date.	 Contact Us
--	--	---

NEW AND ACTIVE PROPOSALS AND REPORTS

 Applications in Progress	 New Application	 Grant Reports to Complete
---	--	--

HISTORICAL PROPOSALS AND REPORTS

 Submitted Applications	 Submitted Grant Reports
---	--

Application Tips:

We recommend drafting your responses in a word processing program (Microsoft Word, Google Docs, etc.) rather than directly in the online application form, particularly if you are working with several people to complete the application. Then, copy and paste your answers in the online application form.

Please note that all attachments must be uploaded as PDFs. When you upload a document you will not see it listed on the screen until you hit "Save Draft."

The foundation's goal is to make the grant process as manageable as possible for prospective grantees. Please direct technical questions and feedback about the application process to grants manager, Rachel Murch Watters at rmurchwatters@pfs-llc.net or 415-561-6540 ext. 284.